

handwork etc. We have many other
e can also make your designs with
copy to travel to Belgium



Fax Workflow Software for VoIP Networks

Ideal for ensuring fax compliance

Track Your IP Fax Workflow

Regulatory compliance, Fax over IP (FoIP) and business process management are fueling the way organizations transmit, process, archive and track information.

With regulations such as the Sarbanes-Oxley Act (SOX) in the financial sector, HIPAA in healthcare, FERPA in education and DITSCAP in government, technologies such as Sagem-Interstar's XTrax™, are "Changing the Way You Fax."

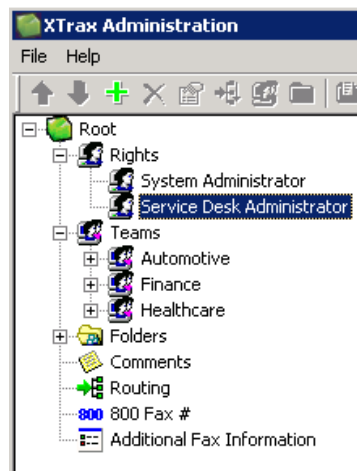
XTrax provides you with a formal audit trail. It is easy-to-use, fax workflow software that facilitates viewing, searching, processing, OCR scanning, routing, archiving, and retrieving faxes.

Since XTrax tracks all faxes received and processed, it simplifies compliance with regulations governing the security, accountability and confidentiality of corporate or institutional data.

XTRAX VIEWER & BROWSER
SCREENS (SEE REVERSE SIDE)

How XTrax Works

Installed as a client on each workstation, or accessed through a thin client, XTrax is used in conjunction with Sagem-Interstar's XMediusFAX® T.38 Fax over IP (FoIP) fax server solution and a Microsoft SQL Server.



XTrax enables administrators and users to track and process all inbound faxes using Active Directory memberships to manage rights.

1. Inbound faxes are inserted into XTrax by the XMediusFAX fax server using a routing table, which drops the faxes into designated folders. Folders are categorized as:

- *Unprocessed* (faxes are directly routed here through the associated DIDs)
 - *Processed* (once the fax has been successfully processed)
 - *Deleted* (invalid faxes)
- Administrators can attribute comments to faxes, designating them with flags, such as "Urgent," "Pending" or "Follow-up."

2. Using the XTrax Viewer, users can open and process the content within the fax folders as part of a workflow. Users are designated in Teams. A Drop-in folder is also available for users to reroute faxes that do not belong to them, their workflow, or team.
3. With the XTrax Browser, users can browse different folders, search for new and processed faxes, and consult the audit tracking log for each fax.





XTraxTM
FAX OVER IP WORKFLOW



XTrax Facilitates Your Fax Compliance

XTrax Simplifies Your Fax Workflow

- View, search, reroute, forward and delete faxes
- Archive faxes for easy retrieval
- Annotate faxes with stamped comments, highlights, pen marks, and action flags
- Copy fax filenames directly to the clipboard to minimize typing errors
- Select an area of the fax image for OCR, and the data is copied to the clipboard

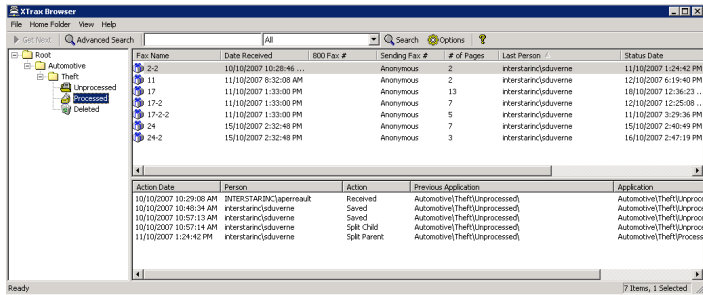
- After manipulating the inbound fax, easily forward TIF fax attachments by launching the XMediusFAX SendFAX client
- Split Fax functionality splits one faxed document into different faxes to be processed separately. Users can also reassign the cover page to all split faxes

Database Requirement

- Microsoft SQL Server, versions 2000 or 2003

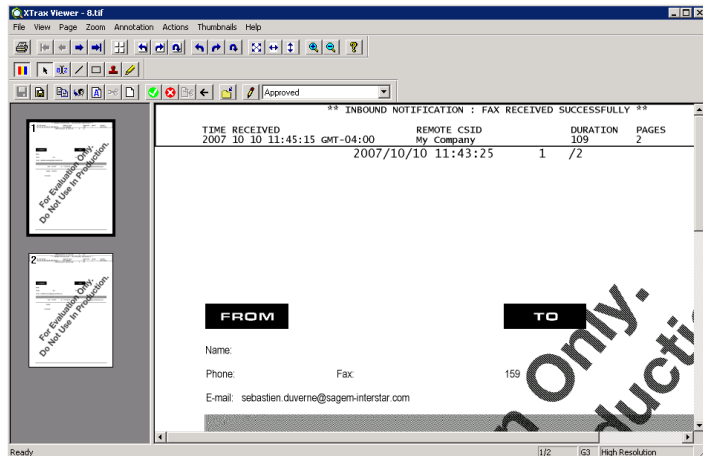
XTRAX BROWSER

- SEARCHES NEW AND PROCESSED INBOUND FAXES
- CONSULTS THE AUDIT TRACKING LOGS FOR EACH FAX



XTRAX VIEWER

- OPENS AND PROCESSES INBOUND FAXES AS PART OF YOUR WORKFLOW
- ALLOWS USERS TO ANNOTATE, COPY, SELECT FOR OCR, ETC.



Distributor/Reseller:

North America / Asia SAGEM-INTERSTAR INC.

455 Fenelon Blvd., Suite 112
Montreal (Dorval), Quebec, H9S 5T8 CANADA
Toll-free U.S./Canada: 1-888-766-1668 or
Tel.: +1 514-631-1668 – Fax: +1 514-633-1439
sales@faxserver.com

EMEA SAGEM COMMUNICATIONS (SAFRAN GROUP) Printing Terminals Business Unit

Headquarters: Le Ponant de Paris
27, rue Leblanc – 75015 Paris – FRANCE
Tel.: +33 1 58 11 77 00 – Fax: +33 1 58 11 77 77
xmedius.sales.emea@sagem.com

SAGEM-INTERSTAR INC.

Headquarters

455 Fenelon Blvd., Suite 112
Montreal (Dorval), Quebec, H9S 5T8 CANADA
Toll-free U.S./Canada: 1-888-766-1668 or
Tel.: +1 514-631-1668 – Fax: +1 514-633-1439
info@faxserver.com
www.faxserver.com

